



A – Curriculum to Learning Objectives: Letters of the Alphabet

Prior Knowledge		<ul style="list-style-type: none"> • <i>Strokes</i> • <i>Letters of the alphabet</i> 		
Class	L. No.	Lesson Name	L. Obj. No.	Learning Objectives
Nursery	3	Revise A to Z	3.a	• Revise reading from A to Z in order
			3.b	• Revise recognising vocabulary of the corresponding letter
			3.c	• Revise tracing from A to Z
LKG	3	Revise Aa to Zz	3.a	• Revise reading from Aa to Zz in order
			3.b	• Revise reading vocabulary of the corresponding letter
			3.c	• Revise tracing from Aa to Zz
UKG	1	Letters of the Alphabet	1.a	• Revise reading from Aa to Zz in order
			1.b	• Revise reading vocabulary of the corresponding letter
			1.c	• Revise tracing from Aa to Zz

B – Vision-to-Action Plan: 1 Letters of the Alphabet

Period and Planned Date	Page No.	L. Obj. No.	Learning Outcome(s)	Teaching Strategies	Resources	Practice	Areas to Focus
1 DD/MM/YYYY	3	1.a 1.b 1.c	<ul style="list-style-type: none"> Recognise the letters from A to L Know related vocabulary beginning with the letters from A to L Trace and write the letters from Aa to Ll 	<ul style="list-style-type: none"> Activity Practice 	<ul style="list-style-type: none"> TB PL IMAX Mini Chart of Alphabet Stories Book 	—	
2 DD/MM/YYYY	4	1.a 1.b 1.c	<ul style="list-style-type: none"> Recognise the letters from M to Z Know related vocabulary beginning with the letters from M to Z Trace and write the letters from Mm to Zz 	<ul style="list-style-type: none"> Practice 	<ul style="list-style-type: none"> TB PL 	—	
3 DD/MM/YYYY	4	1.b	<ul style="list-style-type: none"> Revise related vocabulary beginning with the letters from A to Z 	<ul style="list-style-type: none"> Practice 	<ul style="list-style-type: none"> AB Paper 	AB: Pg. 3	
4 DD/MM/YYYY	5	1.c	<ul style="list-style-type: none"> Revise writing the letters from Aa to Rr 	<ul style="list-style-type: none"> Activity Practice 	<ul style="list-style-type: none"> TB Sand tray 	TB: Pg. 5	
5 DD/MM/YYYY	6	1.c	<ul style="list-style-type: none"> Revise writing the letters from Ss to Zz 	<ul style="list-style-type: none"> Activity Practice 	<ul style="list-style-type: none"> TB 	TB: Pg. 6	
6 DD/MM/YYYY	7	1.c	<ul style="list-style-type: none"> Write the beginning letters 	<ul style="list-style-type: none"> Practice 	<ul style="list-style-type: none"> TB 	TB: Pg. 7	
7 DD/MM/YYYY	8	1.c	<ul style="list-style-type: none"> Write the beginning letters 	<ul style="list-style-type: none"> Practice 	<ul style="list-style-type: none"> TB 	TB: Pg. 8	

Annual Day:
1/50

Day:
1/7

Actual Date:

Page(s):
3

1) Letters of the Alphabet



Let Us Revise: Aa to Ll

A a  apple	B b  ball	C c  cap	D d  dog
E e  egg	F f  fish	G g  goat	H h  hen
I i  ink	J j  jug	K k  kite	L l  lion



3

Important Words

- Today's class: vocabulary beginning with letters A to L

Transactional Tip(s)



Activity:

- Ask learners to begin the class with game, 'Treasure Hunt of the Alphabet.'
- Hide the IMAX Mini Charts of letters A to L in the classroom.
- Divide the learners in two groups, Group A and Group B.
- Ask Group A to find Mini Charts of letters A to F and Group B to find Mini Charts of letters G to L.
- Ask learners to arrange the Mini Charts in the correct order once both the groups have found the Mini Charts .
- Ask learners to open TB: Pg. 3 and revise letters A to L by reading the letter and the name of the picture related to the letter.

Practice:

- Ask learners to open PL: Pgs. 4, 5.
- Ask them to trace the capital letters of letters A to L on PL: Pg. 4.
- Ask learners to trace the small letters of letters a to l on PL: Pg. 5.

Class Pulse Check



- 1) Look at the pictures and name the beginning letter of 'ball, egg, kite'.

Annual Day:
2/50

Day:
2/7

Actual Date:

Page(s):
4



Let Us Revise: Mm to Zz

M m



mango

N n



nest

O o



ox

P p



pen

Q q



queen

R r



rat

S s



ship

T t



tree

U u



umbrella

V v



vase

W w



watch

X x



x-ray

Y y



yak

Z z



zebra

Important Words

- Last class: vocabulary beginning with letters A to L
- Today's class: vocabulary beginning with letters M to Z

Transactional Tip(s)



Practice:

- Ask learners to open TB: Pg. 4 and revise letters M to Z by reading the letter and its picture.
- Ask learners to open PL: Pgs. 4, 5.
- Ask learners to trace the capital letters M to Z in PL: Pg. 4.
- Ask learners to trace the small letters m to z in PL: Pg. 5.

Class Pulse Check



- 1) Write the letter M on the board.

Annual Day:
3/50

Day:
3/7

Actual Date:

Page(s):
4



Let Us Revise: Mm to Zz

M m



mango

N n



nest

O o



ox

P p



pen

Q q



queen

R r



rat

S s



ship

T t



tree

U u



umbrella

V v



vase

W w



watch

X x



x-ray

Y y



yak

Z z



zebra

Important Words

- Last class: vocabulary beginning with letters M to Z
- Today's class: Revise vocabulary beginning with letters M to Z

Transactional Tip(s)



Practice:

- Ask learners to open TB: Pg. 4 and revise letters M to Z along with the vocabulary beginning with the letter.
- Ask learners to open AB: Pg. 3 and look at the activity sheet 'Draw and Colour'.
- Ask learners to draw and colour an object whose name begins with the letters J and U.

Class Pulse Check



- 1) Name the words beginning with letters T, W and Y.

Annual Day:
4/50

Day:
4/7

Actual Date:

Page(s):
5



Missing Letters: Aa to Rr

Write the missing capital letter or small letter in each set.



5

Important Words

- Last class: Revise Vocabulary beginning with letters M to Z
- Today's class: Revise vocabulary beginning with letters A to R



Transactional Tip(s)

Activity:

- Ask learners to form pairs.
- Ask each pair to come ahead to the board.
- Say any two letters from letters A to R.
- Ask each learner in the pair to write small and capital letter of one of the letters called out.
- Repeat the drill till all pairs have written on the board.

Practice:

- Ask learners to open TB: Pg. 5 and look at the practice sheet 'Missing Letters: Aa to Rr'.
- Ask learners to write the missing capital or small letters in each set.

Class Pulse Check



- 1) Write small letter b, g and l in the sand tray.

Annual Day:
5/50

Day:
5/7

Actual Date:

Page(s):
6



Missing Letters: Ss to Zz

Write the missing capital letter or small letter in each set.



Important Words

- Last class: Revise vocabulary beginning with letters A to R
- Today's class: Revise vocabulary beginning with letters S to Z

Transactional Tip(s)



Activity:

- Ask learners to form pairs.
- Ask each pair to come ahead to the board.
- Say any two letters from letters S to Z.
- Ask each learner in the pair to write small and capital letter of one of the letters called out.
- Repeat the drill till all pairs have written on the board.

Practice:

- Ask learners to open TB: Pg. 6 and look at the practice sheet 'Missing Letters: Ss to Zz'.
- Ask learners to write the missing capital letter or small letter in each set.

Class Pulse Check



- 1) Trace capital letters S to Z in the air.

Annual Day:
6/50

Day:
6/7

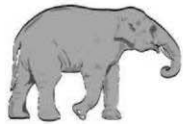
Actual Date:

Page(s):
7



Beginning Letters: A to M

Write the beginning letters of the words.




l ephant



o at



a ngo



o nkey



p ple



l ower



o ker



c ecream



a mp



e n



a p



e e



i ng



Important Words

- Last class: Revise vocabulary beginning with letters S to Z
- Today's class: Revise vocabulary beginning with letters A to M

Transactional Tip(s)



Practice:

- Ask learners to open TB: Pg. 7 and look at the practice sheet 'Beginning Letters: A to M'.
- Ask learners to write the beginning letter of the words.
- Remind learners to write in red and blue lines.

Class Pulse Check



- 1) Trace the small letters a, d, and j in the air.

Annual Day:
7/50

Day:
7/7

Actual Date:

Page(s):
8



Beginning Letters: N to Z

Write the beginning letters of the words.



range



acht



umpkin



atch



mbrella



ree



-mas tree



ebra



ainbow



tar



an



ueen



est



Important Words

- Last class: Revise vocabulary beginning with letters A to M
- Today's class: Revise vocabulary beginning with letters N to Z

Transactional Tip(s)



Practice:

- Ask learners to open TB: Pg. 8 and look at the practice sheet 'Beginning Letters: N to Z'.
- Ask learners to write the beginning letter of the words.
- Remind learners to write in red and blue lines.

Class Pulse Check












- 1) Name the beginning letter of the word 'star'.



C – Exit Assessment

	Suggested questions to test the learning objective(s)	Learning Objective(s)	Number of learners who answered correctly
1	Say the letters of the alphabet in order.	Period 5 - Revise reading from Aa to Zz in order	
2	Identify the beginning letters of the words: balloon, goat, mango, parrot, zip.	Period 3 - Revise reading vocabulary of the corresponding letter	
3	Write the beginning letters of the words: donkey, joker, king, octopus, yak, zebra.	Period 7 - Revise tracing from Aa to Zz	

Post-lesson Reflection			
TB completed	Y <input type="checkbox"/> N <input type="checkbox"/>	AB completed	Y <input type="checkbox"/> N <input type="checkbox"/> NA <input type="checkbox"/>
Enthusiastic participation	 <input type="checkbox"/>	 <input type="checkbox"/>	 <input type="checkbox"/>
Concept clarity in the classroom	 <input type="checkbox"/>	 <input type="checkbox"/>	 <input type="checkbox"/>
Concept clarity through the textbook	 <input type="checkbox"/>	 <input type="checkbox"/>	 <input type="checkbox"/>

	Handhold Learners	Challenge Learners
Names		
Exam Revision Strategy	Reteach <input type="checkbox"/> Revise <input type="checkbox"/>	Practise <input type="checkbox"/>
App Report	Number _____	Signature _____